



2021/22

Helpline Statistics

Q2 Report



2,728

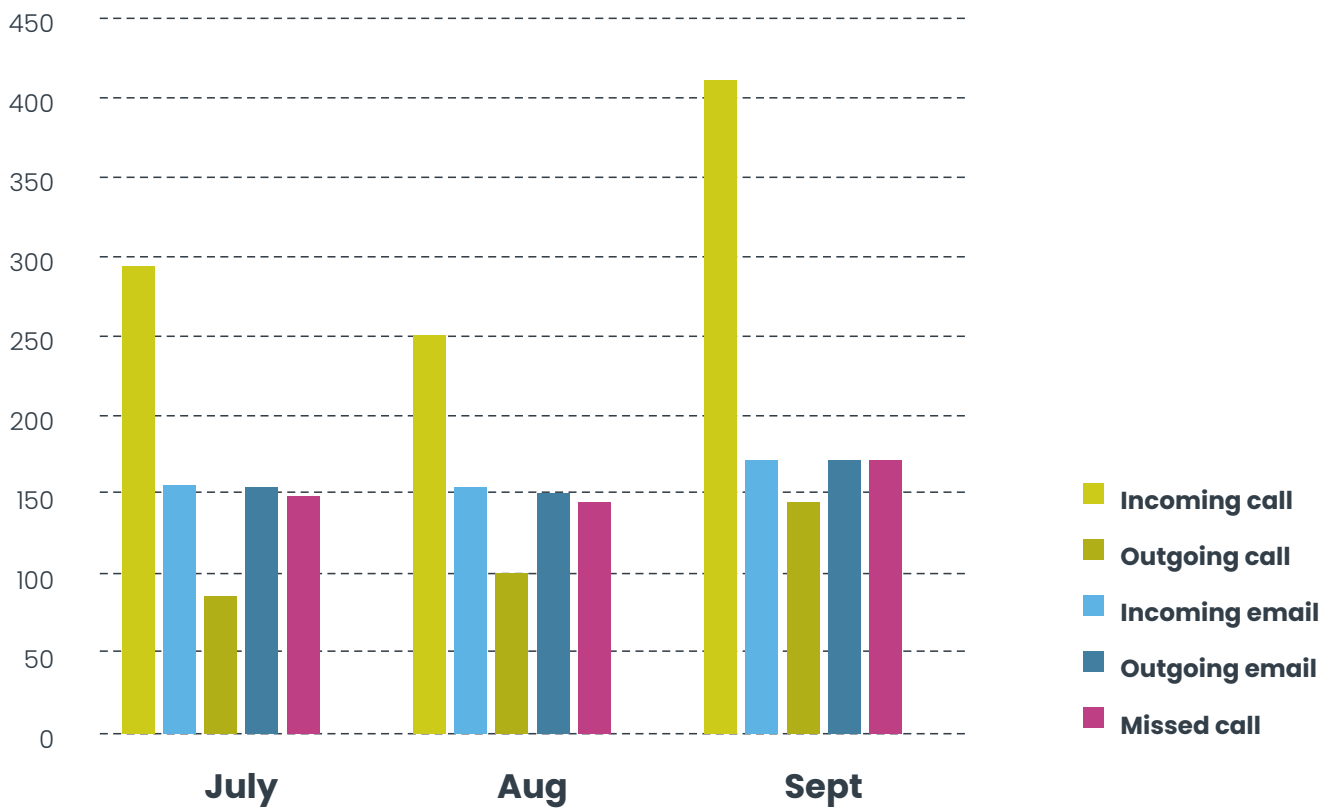
Total Contacts



640

Total New Cases

Monthly Contacts



In quarter 2, total contacts have fallen by 11% compared with the previous quarter, from 3,077 to 2,728. September was our busiest month, with a total of 1,076 contacts.

The same period in 2020 proved to be one of the busiest periods the helpline had experienced when social distancing restrictions were eased, professionals returned from home working, and victims felt safer contacting the helpline and reflected with contacts falling by 34% in comparison.

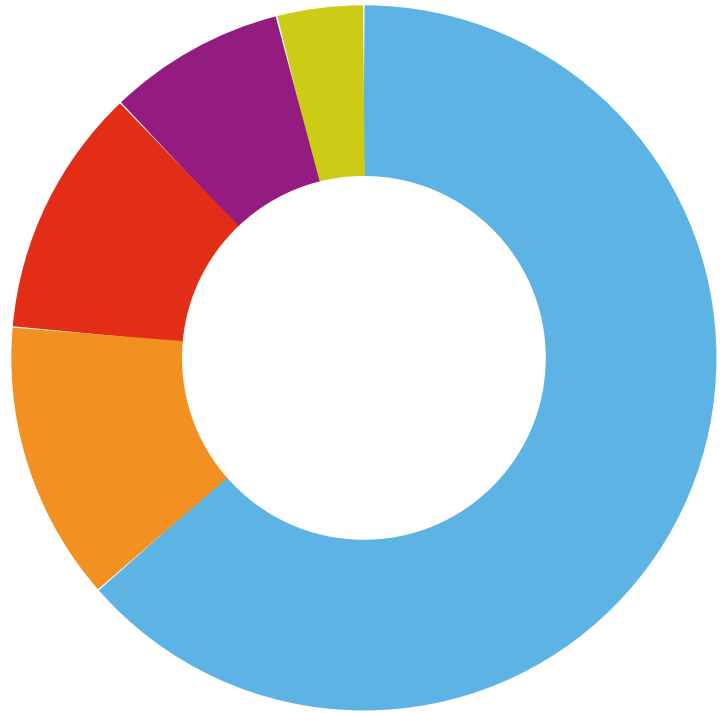
11% less contacts compared with previous quarter

2,728 total contacts during the second quarter

1,076 contacts during September

Referral Source

- Single Victim
- Police
- Third Party
- Children Social Care Services
- Voluntary Domestic Abuse Service



Compared with quarter 1, known single victim referrals have increased by 13%, from 201 to 228. Police referrals have fallen by 22% from 55 to 43.

Children's social care referrals have increased by 15%, from 40 to 46.

228 victims called the helpline for the first time, 43% of total referrals. Police forces across the UK made 43 referrals, 8% of total referrals. Children's social care made 46 referrals at 9% of total referrals, a 1% increase compared to last year.

228 total single victim referrals this second quarter

22% fall referrals from the Police

15% increased referrals from Children's Social Care

43% referrals called the Helpline for the first time

Top Locations

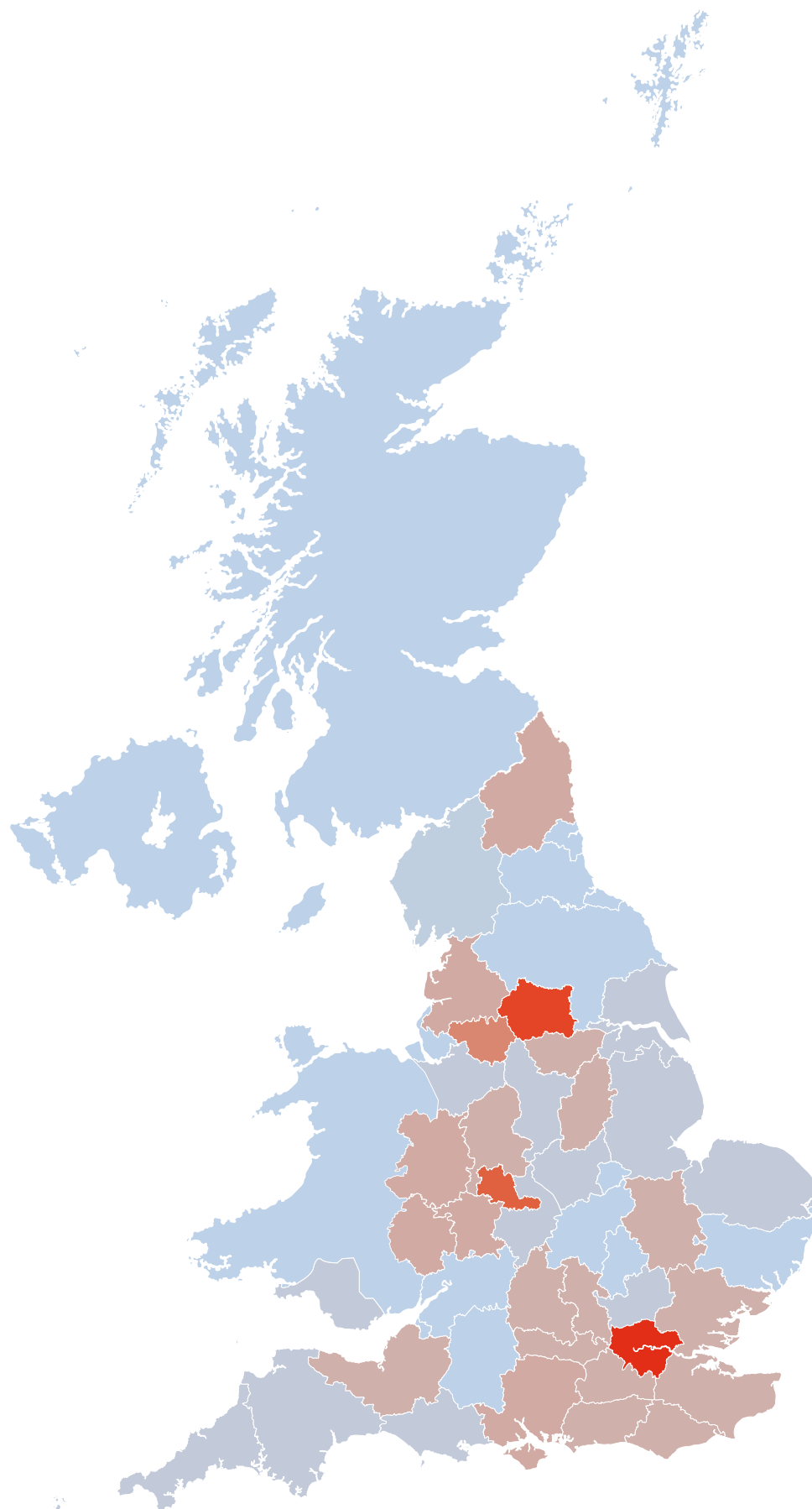
We supported more victims in London, West Yorkshire, West Midlands and Thames Valley than any other area.

One area with of the most significant increases in cases was Cambridgeshire were cases increased by 89%, from 9 to 17%.

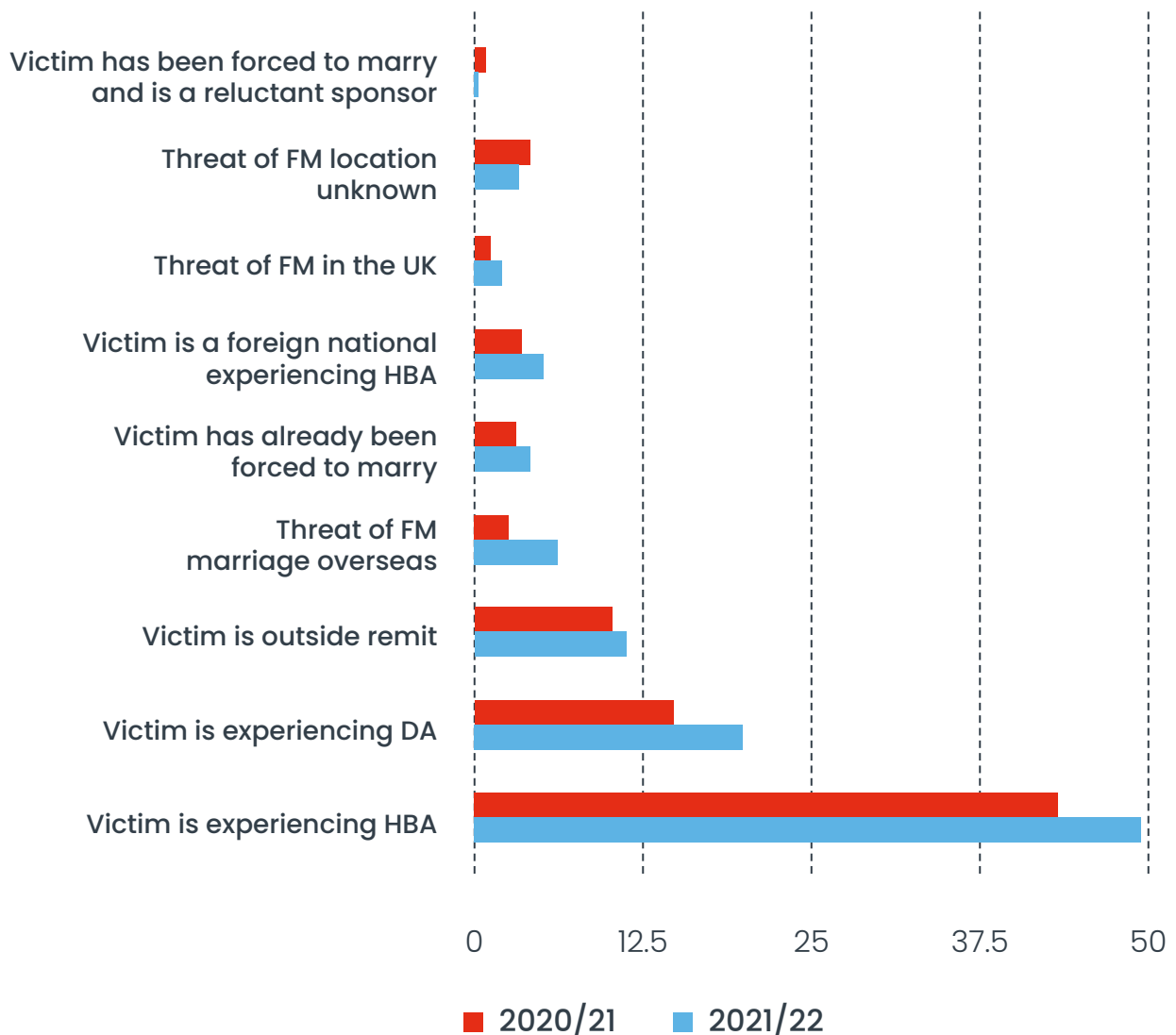
0



94



What prompted contact?



We supported 43 male victims. Male victims disclosed being forced into marriage, experiencing domestic abuse, and fleeing honour-based abuse. 7% of victims supported were male, the same percentage as last year.

We supported 28 victims from the LGBTQ+ community, an increase of 133% compared with the same period last year. Six LGBTQ+ victims faced the

threat of forced marriage, with the majority experiencing Honour Based Abuse due to their families disapproving their sexuality.

We provided guidance and support to both professionals and victims, some fleeing their perpetrators and needing safe accommodation. Some of the LGBTQ+ victims we supported were also children.

Child Marriage

We supported ten children at risk of child marriage, seven of whom were at risk of being taken abroad. The children were aged between 14 and 17 years old.

Triggers for

- Child Marriage included victims being LGBTQ,
- Having a boyfriend and
- Pregnancy

One child had not returned from abroad after the school holidays and had a history of child marriage in the family.

